



Nexadyne 5

Guitar Amp Microphone

Manual for the Shure Nexadyne 5 guitar amp microphone (Model: NXN5). Find specifications, including the frequency response, and learn about Revonic technology.

Version: 0.1 (2025-A)

Table of Contents

Nexadyne 5 Guitar Amp Microphone	3	Load Impedance	6
About the Nexadyne™ 5	3	Additional Resources	6
What is Revonic Transducer Technology?	3	About Revonic Technology	7
Set Up the Nexadyne 5	3	Important Safety Instructions for Passive Microphones	7
Nexadyne 5 Specifications	4	SAFETY PRECAUTIONS	7
Microphone and Furnished Accessories	6	Environmental Regulatory Information	7
		Certifications	7

Nexadyne 5 Guitar Amp Microphone

About the Nexadyne™ 5

The Nexadyne 5 Guitar Amp Microphone is a supercardioid dynamic microphone for professional performance. The Nexadyne 5 is naturally suited to smoothly capture signature guitar tones through its patented Shure Revonic™ dual-engine transducer technology.

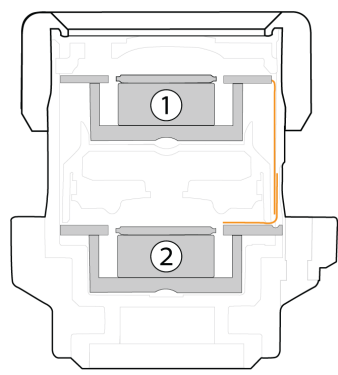
Two precisely calibrated transducers deliver exceptional supercardioid polar linearity, acoustic signal processing, and mechanical noise reduction. This compact dynamic transducer is built into a side-address housing, perfect for low-profile placement and easy to mount or hang in front of a guitar amp.

Created with the consistency, durability, and performance that only Shure can provide, the Nexadyne 5 comes with a mic clip and zipper pouch.

What is Revonic Transducer Technology?

Revonic Technology uses two matched transducers to improve microphone performance. The transducers—mechanically identical and electrically out of phase—cancel out unwanted vibrations and provide vivid clarity. Revonic transducers provide several benefits:

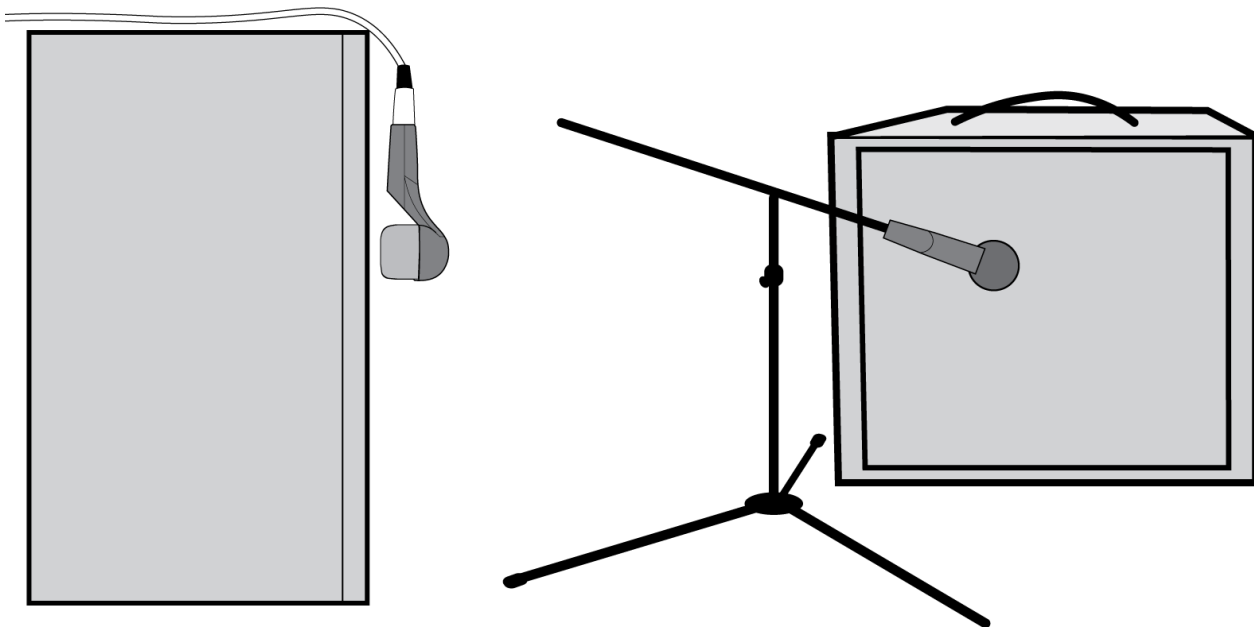
- **Minimized mechanical and handling noise.**
- **Consistent polar pattern, strong off-axis rejection, and reduced stage bleed.** Your sound can cut through the mix.
- **Authentic, acoustically tuned output** that requires less external EQ and signal processing.



1. The top transducer captures acoustical signal with increased isolation and clarity.
2. The bottom transducer is wired to the top for more controlled polar pattern and cancellation of mechanical noise.

Set Up the Nexadyne 5

You can drape the microphone in front of the amp or mount it on a stand.

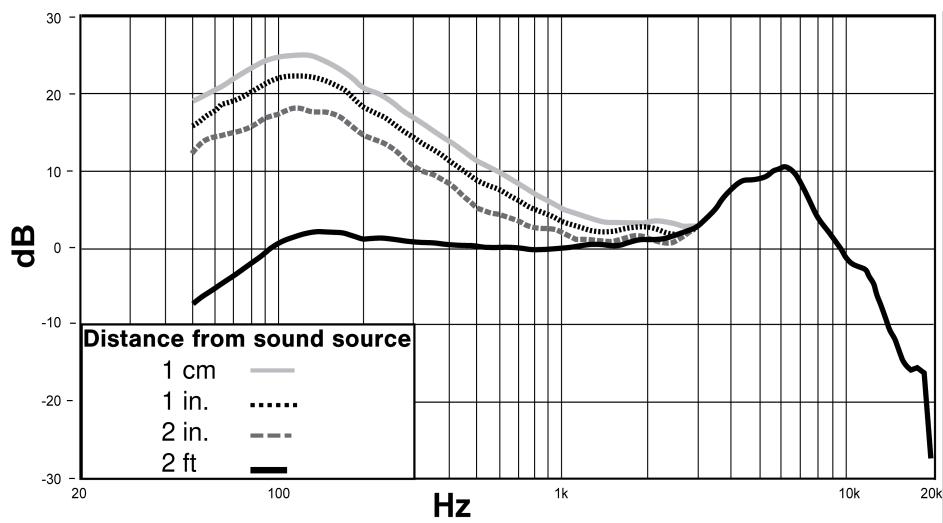


Tips

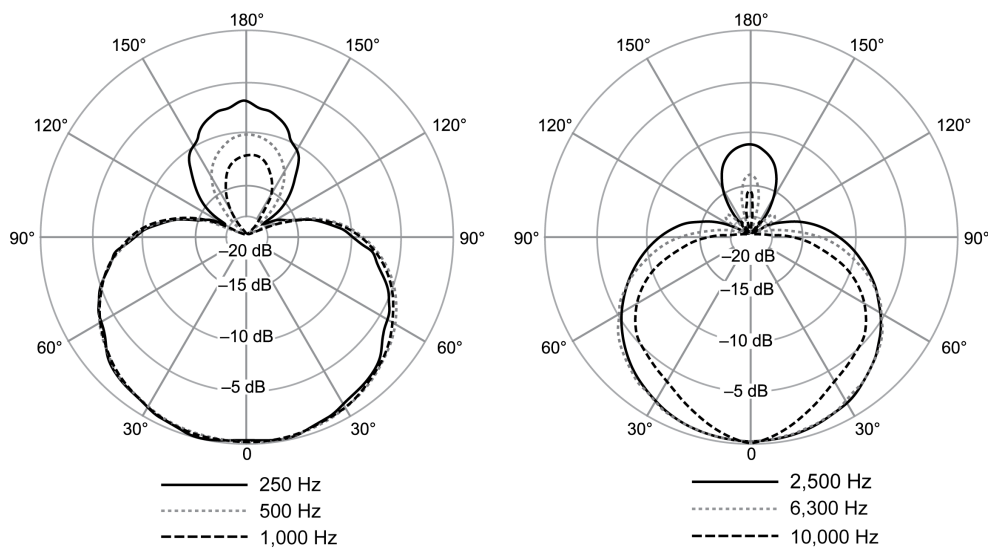
- Test your placement. Listen and experiment with the angle and placement of the mic until you find the sound you want.
- To emphasize bass and mid-range frequencies, place the mic on the center of the amp's loudspeaker cone.
- To emphasize higher frequencies, move the mic away from the center of the loudspeaker cone or angle the mic in front of the cone.
- If you're hanging the mic over the amp, use gaffer tape to secure mic cable to the amp cabinet. This prevents the mic from slipping out of position.

Nexadyne 5 Specifications

Frequency Response



Polar Pattern



Transducer Type

Dynamic (moving coil) with secondary vibration-cancelling dynamic transducer

Polar Pattern

Supercardioid

Frequency Response

50 Hz–16 kHz

Output Impedance

at 1 kHz

335 Ω

Sensitivity

open circuit voltage, @ 1 kHz, typical

-60.5 dBV/Pa (0.94 mV/Pa) [1]

Polarity

Positive pressure on diaphragm produces positive voltage on pin 2 with respect to pin 3.

Weight

301 g (0.66 lbs.)

Connector

Three-pin professional audio (XLR), male

Housing

Die-cast aluminum with black paint

[1] 1 Pa=94 dB SPL

Microphone and Furnished Accessories

SKU	Product
NXN5	Nexadyne 5 dynamic supercardioid guitar amp microphone
A25E	Microphone clip
95D2313	Zippered bag
31A1856	5/8" to 3/8" brass thread adapter

Load Impedance

For the microphone's signal to transfer well, the load/input impedance of your preamplifier should be at least 1000 Ω . Most modern microphone preamplifiers meet this requirement.

Additional Resources



- [Shure Knowledge Base FAQs](#)
- [Shure Performance & Production YouTube channel](#)
- [Shure Creators YouTube channel](#)

About Revonic Technology

Important Safety Instructions for Passive Microphones

SAFETY PRECAUTIONS

Before using this product, please read and save the enclosed warnings and safety instructions.

	<p>WARNING: Ignoring these warnings may cause severe injury or death as a result of incorrect operation.</p> <p>If water or other foreign objects enter the inside of the device, fire or electric shock may result. Do not attempt to modify this product. Doing so could result in personal injury and/or product failure.</p>
	<p>CAUTION: Ignoring these cautions may cause moderate injury or property damage as a result of incorrect operation.</p> <p>Never disassemble or modify the device, as failures may result. Do not subject to extreme force and do not pull on the cable or failures may result. Keep the microphone dry and avoid exposure to extreme temperatures and humidity.</p>

Environmental Regulatory Information

Waste Electrical and Electronic Equipment (WEEE) Directive



In the European Union and the United Kingdom, this label indicates that this product should not be disposed of with household waste. It should be deposited at an appropriate facility to enable recovery and recycling.

Registration, Evaluation, Authorization of Chemicals (REACH) Directive

REACH (Registration, Evaluation, Authorization of Chemicals) is the European Union (EU) and the United Kingdom (UK) chemical substances regulatory framework. Information on substances of very high concern contained in Shure products in a concentration above 0.1% weight over weight (w/w) is available upon request.

Recycling Information

Please consider the environment, electric products and packaging are part of regional recycling schemes and do not belong to regular household waste.

Certifications

CE Notice

Hereby, Shure Incorporated declares that this product with CE Marking has been determined to be in compliance with European Union requirements.

The full text of the EU declaration of conformity is available at the following site: <https://www.shure.com/en-EU/support/declarations-of-conformity>.

UKCA Notice

Hereby, Shure Incorporated declares that this product with UKCA Marking has been determined to be in compliance with UK-CA requirements.

The full text of the UK declaration of conformity is available at the following site: <https://www.shure.com/en-GB/support/declarations-of-conformity>.

